

# Music

Brain




THE  
POWER OF  
MUSIC



Planning Book  
2015-2016



Brain




# Music

Month-at-a-Glance  
September

	Standard	I Can . . .	Theme	Vocabulary	Available Lesson Plan
<b>K/1st</b>	Core, Standard 1, objective 2e & 3e  Integrated Core, Standards 1-6	<ul style="list-style-type: none"> <li>keep a steady beat.</li> <li>sing with a clear voice using different pitches.</li> <li>name a composer from the Baroque era.</li> <li>understand <i>tempo</i>.</li> <li>name instruments from the String family.</li> </ul>	Beat/Tempo Baroque era String instruments	Pitch Beat Tempo Allegro Largo Baroque Counterpoint	Aug. 31 - Oct. 2 (5 weeks) K - 1st Lesson Plans -  Lesson Plan 2 - Rhythm #1 Lesson Plan 3 - Style/Genres #1 Lesson Plan 4 - Expression #1 Lesson Plan 5 - Melody/Harmony #2 Lesson Plan 6 - Rhythm #2 (melody/harmony #1 should be taught the week of Aug. 24-28)
<b>2nd/3rd</b>	Standard 1: Singing Standard 2: Playing Standard 4: Listening	<ul style="list-style-type: none"> <li>name a composer from the Baroque era.</li> <li>recognize characteristics of Baroque music.</li> <li>identify the instruments in the String family.</li> <li>sing with a clear voice.</li> <li>keep a steady beat.</li> <li>understand the difference between beat and rhythm.</li> </ul>	Beat/Tempo Baroque era String instruments	Melodic Contour Pitch Beat Split Beat Echo Tempo Allegro Moderato Adagio Baroque Counterpoint	Aug. 31 - Oct. 2 (5 weeks) 2nd - 3rd Lesson Plans -  Lesson Plan 2 - Rhythm #1 Lesson Plan 3 - Style/Genres #1 Lesson Plan 4 - Expression #1 Lesson Plan 5 - Melody/Harmony #2 Lesson Plan 6 - Rhythm #2 (melody/harmony #1 should be taught the week of Aug. 24-28)
<b>4th/5th</b>	Standard 1: Singing Standard 2: Playing Standard 4: Listening	<ul style="list-style-type: none"> <li>keep a steady beat.</li> <li>perform rhythm patterns.</li> <li>understand the difference between beat and rhythm.</li> <li>name a composer from the Baroque era.</li> <li>identify the sounds of the string instruments.</li> <li>sing with a clear voice.</li> </ul>	Beat/Tempo/ Rhythm Baroque era String instruments	Beat Rhythm Tempo Allegro Moderato Adagio Pitch Melody Baroque Counterpoint Sonata	Aug. 31 - Oct. 2 (5 weeks) 4th - 5th Lesson Plans -  Lesson Plan 2 - Rhythm #1 Lesson Plan 3 - Style/Genres #1 Lesson Plan 4 - Expression #1 Lesson Plan 5 - Melody/Harmony #2 (melody/harmony #1 should be taught the week of Aug. 24-28)

Brain




# Music

Monthly Planner  
September

	Week 1	Week 2	Week 3	Week 4	Notes
K/1st					
2nd/3rd					
4th/5th					

Brain




# Music

Month-at-a-Glance  
October

	Standard	I Can . . .	Theme	Vocabulary	Available Lesson Plan
<b>K/1st</b>	Core, Standard 1, objective 2b, 2e, 3a, 3c, 3d, 3e  Integrated Core, Standards 1-6	<ul style="list-style-type: none"> <li>• keep a steady beat.</li> <li>• recognize the musical symbol for a beat.</li> <li>• move to music.</li> <li>• identify sounds of the Woodwind family.</li> <li>• name a composer from the Classical era.</li> <li>• participate in choral speaking.</li> </ul>	Classical era Woodwind family Dynamics Melodic Contour Beat/Tempo	Beat Beat map Classical Dynamics Woodwinds Forte Piano Brass Melodic Contour Repeated notes Steps	Oct. 5 - Oct. 30 (4 weeks) K - 1st Lesson Plans -  Lesson Plan 7 - Style/Genres #2 Lesson Plan 8 - Expression #2 Lesson Plan 9 - Melody/Harmony #3 Lesson Plan 10 - Rhythm #3
<b>2nd/3rd</b>	Standard 1: Singing Standard 2: Playing Standard 4: Listening	<ul style="list-style-type: none"> <li>• use body percussion.</li> <li>• explain musical characteristics of the Classical era.</li> <li>• move to music.</li> <li>• demonstrate dynamic changes.</li> <li>• identify sounds of the Woodwind family.</li> <li>• sing songs using Melodic Contour of repeated notes and steps.</li> </ul>	Classical era Woodwind family Dynamics Melodic Contour Beat/Tempo	Beat Beat map Classical Chamber Music Woodwinds Dynamics Forte Piano Melodic Contour Repeated notes Steps Brass	Oct. 5 - Oct. 30 (4 weeks) 2nd - 3rd Lesson Plans -  Lesson Plan 7 - Style/Genres #2 Lesson Plan 8 - Expression #2 Lesson Plan 9 - Melody/Harmony #3 Lesson Plan 10 - Rhythm #3
<b>4th/5th</b>	Standard 1: Singing Standard 2: Playing Standard 4: Listening	<ul style="list-style-type: none"> <li>• use body percussion.</li> <li>• explain musical characteristics of the Classical era.</li> <li>• move to music.</li> <li>• demonstrate dynamic changes.</li> <li>• identify sounds of the Woodwind family.</li> <li>• sing songs using Melodic Contour of repeated notes and steps.</li> <li>• identify quarter &amp; eighth notes.</li> </ul>	Classical era Woodwind family Dynamics Melodic Contour Beat/Tempo	Beat Beat map Classical Chamber Music Woodwinds Dynamics Forte Piano Melodic Contour Repeated notes Steps Brass Quarter note Eighth note	Oct. 5 - Oct. 30 (4 weeks) 4th - 5th Lesson Plans -  Lesson Plan 7 - Style/Genres #2 Lesson Plan 8 - Expression #2 Lesson Plan 9 - Melody/Harmony #3 Lesson Plan 10 - Rhythm #3

Brain




# Music

Monthly Planner  
October

	Week 1	Week 2	Week 3	Week 4	Notes
K/1st					
2nd/3rd					
4th/5th					

Brain



# Music

Month-at-a-Glance  
November

	Standard	I Can . . .	Theme	Vocabulary	Available Lesson Plan
<b>K/1st</b>	Core, Standard 1, objective 2b, 2e, 3a, 3c, 3d, 3e  Integrated Core, Standards 1-6	<ul style="list-style-type: none"> <li>• identify sounds of the Brass family.</li> <li>• march to the beat of a song.</li> <li>• demonstrate an understanding of pitch.</li> <li>• sing songs with skips and leaps.</li> <li>• identify sounds of the Percussion family.</li> </ul>	Romantic era Medieval ear Brass Family Percussion Family Skips & Leaps	Romantic Program music Requiem Pitch Skip Leap Percussion Medieval Gregorian chant	Nov. 2 - Nov. 27 (3 weeks - use Nov. 23 & 24 to catch up or review) K - 1st Lesson Plans -  Lesson Plan 11 - Style/Genres #3 Lesson Plan 12 - Expression #3 Lesson Plan 13 - Melody/Harmony #4
<b>2nd/3rd</b>	Standard 1: Singing Standard 2: Playing Standard 3: Creating Standard 4: Listening	<ul style="list-style-type: none"> <li>• identify sounds of the Brass family.</li> <li>• march to the beat of a song.</li> <li>• demonstrate an understanding of pitch.</li> <li>• sing songs with skips and leaps.</li> <li>• identify sounds of the Percussion family.</li> <li>• explain the difference between the genres studied so far.</li> </ul>	Romantic era Medieval ear Brass Family Percussion Family Skips & Leaps	Romantic Program music Requiem Etude Pitch Skip Leap Percussion Medieval Gregorian chant	Nov. 2 - Nov. 27 (3 weeks - use Nov. 23 & 24 to catch up or review) 2nd - 3rd Lesson Plans -  Lesson Plan 11 - Style/Genres #3 Lesson Plan 12 - Expression #3 Lesson Plan 13 - Melody/Harmony #4
<b>4th/5th</b>	Standard 1: Singing Standard 2: Playing Standard 3: Creating Standard 4: Listening	<ul style="list-style-type: none"> <li>• identify sounds of the Brass family.</li> <li>• march to the beat of a song.</li> <li>• demonstrate an understanding of pitch.</li> <li>• sing songs with skips and leaps.</li> <li>• identify sounds of the Percussion family.</li> <li>• explain the difference between the genres studied so far.</li> </ul>	Romantic era Medieval ear Brass Family Percussion Family Skips & Leaps	Romantic Program music Requiem Etude Rondo Pitch Skip Leap Percussion Medieval Gregorian chant	Nov. 2 - Nov. 27 (3 weeks - use Nov. 23 & 24 to catch up or review) 4th - 5th Lesson Plans -  Lesson Plan 11 - Style/Genres #3 Lesson Plan 12 - Expression #3 Lesson Plan 13 - Melody/Harmony #4

Brain




# Music

Monthly Planner  
November

	Week 1	Week 2	Week 3	Week 4	Notes
K/1st					
2nd/3rd					
4th/5th					

Brain




# Music

Month-at-a-Glance  
December

	Standard	I Can . . .	Theme	Vocabulary	Available Lesson Plan
<b>K/1st</b>	Core, Standard 1, objective 2b, 2e, 3a, 3c, 3d, 3e  Integrated Core, Standards 1-6	<ul style="list-style-type: none"> <li>recognize the symbol for a beat.</li> <li>play rhythm instruments properly.</li> <li>identify sounds of the Percussion family.</li> <li>recognize pizzicato.</li> <li>sing with a clear voice.</li> </ul>	Medieval era Renaissance era Percussion family Smooth/short articulations	Rest Medieval Renaissance Percussion Timbre Staccato Legato Pizzicato	Nov. 30 - Dec. 18 (3 weeks) K - 1st Lesson Plans -  Lesson Plan 14 - Rhythm #4 Lesson Plan 15 - Style/Genres #4 Lesson Plan 16 - Expression #4
<b>2nd/3rd</b>	Standard 1: Singing Standard 2: Playing Standard 3: Creating Standard 4: Listening	<ul style="list-style-type: none"> <li>understand the difference between rhythm and beat.</li> <li>identify beats that come in sets of 2.</li> <li>identify sounds of the Percussion family.</li> <li>recognize pizzicato.</li> <li>sing with a clear voice.</li> <li>demonstrate the direction of a melody.</li> </ul>	Medieval era Renaissance era Percussion family Smooth/short articulations	Split beat Medieval Renaissance Percussion Timbre Tone Color Staccato Legato Pizzicato	Nov. 30 - Dec. 18 (3 weeks) 2nd - 3rd Lesson Plans -  Lesson Plan 14 - Rhythm #4 Lesson Plan 15 - Style/Genres #4 Lesson Plan 16 - Expression #4
<b>4th/5th</b>	Standard 1: Singing Standard 2: Playing Standard 3: Creating Standard 4: Listening	<ul style="list-style-type: none"> <li>recognize the difference between rhythm and beat.</li> <li>perform rhythm patterns with instruments &amp; body.</li> <li>identify sounds of the Percussion family.</li> <li>identify various notes and rests.</li> <li>demonstrate the direction of a melody.</li> </ul>	Medieval era Renaissance era Percussion family Smooth/short articulations	Medieval Renaissance Percussion Timbre Tone Color Measures Bar lines Time Signature Triplets	Nov. 30 - Dec. 18 (3 weeks) 4th - 5th Lesson Plans -  Lesson Plan 14 - Rhythm #4 Lesson Plan 15 - Rhythm #5 Lesson Plan 16 - Style/Genres #4



Brain




# Music

Monthly Planner  
December

	Week 1	Week 2	Week 3	Week 4	Notes
K/1st					
2nd/3rd					
4th/5th					

Brain




# Music

Month-at-a-Glance  
January

	Standard	I Can . . .	Theme	Vocabulary	Available Lesson Plan
<b>K/1st</b>	Core, Standard 1, objective 2b, 2e, 3a, 3c, 3d, 3e  Integrated Core, Standards 1-6	<ul style="list-style-type: none"> <li>• sing a melody using different forms of Melodic Contour.</li> <li>• distinguish between the instrument families.</li> <li>• recognize the symbol for beats and rests.</li> <li>• follow music notation.</li> <li>• identify the timbre of a piano.</li> </ul>	Romantic era Keyboard family Melodic Contour - all forms	Romantic era Concerto Melody Volume Intervals Tone balancing Timbre Keyboard Pianoforte	Jan. 4 - Jan. 29 (4 weeks) K - 1st Lesson Plans -  Lesson Plan 17 - Melody/Harmony #5 Lesson Plan 18 - Rhythm #5 Lesson Plan 19 - Style/Genres #5 Lesson Plan 20 - Expression #5
<b>2nd/3rd</b>	Standard 1: Singing Standard 2: Playing Standard 3: Creating Standard 4: Listening	<ul style="list-style-type: none"> <li>• sing a melody using different forms of Melodic Contour.</li> <li>• distinguish between the instrument families.</li> <li>• understand that beats come in sets.</li> <li>• recognize simple intervals.</li> <li>• recognize variations on a theme.</li> </ul>	Romantic era Keyboard family Melodic Contour - all forms	Romantic era Concerto Melody Volume Intervals Tone balancing Timbre Keyboard Pianoforte Theme & Variation Waltz	Jan. 4 - Jan. 29 (4 weeks) 2nd - 3rd Lesson Plans -  Lesson Plan 17 - Melody/Harmony #5 Lesson Plan 18 - Rhythm #5 Lesson Plan 19 - Style/Genres #5 Lesson Plan 20 - Expression #5
<b>4th/5th</b>	Standard 1: Singing Standard 2: Playing Standard 3: Creating Standard 4: Listening	<ul style="list-style-type: none"> <li>• sing a melody using different forms of Melodic Contour.</li> <li>• distinguish between the instrument families.</li> <li>• understand that beats come in sets.</li> <li>• recognize simple intervals.</li> <li>• recognize variations on a theme.</li> </ul>	Romantic era Keyboard family Melodic Contour - all forms	Romantic era Concerto Melody Volume Intervals Tone balancing Timbre Keyboard Pianoforte Theme & Variation Waltz Pizzicato	Jan. 4 - Jan. 29 (4 weeks) 4th - 5th Lesson Plans -  Lesson Plan 17 - Expression #4 Lesson Plan 18 - Melody/Harmony #5 Lesson Plan 19 - Style/Genres #5 Lesson Plan 20 - Expression #5

Brain




# Music

Monthly Planner  
January

	Week 1	Week 2	Week 3	Week 4	Notes
K/1st					
2nd/3rd					
4th/5th					

Brain




# Music

Month-at-a-Glance  
February

	Standard	I Can . . .	Theme	Vocabulary	Available Lesson Plan
<b>K/1st</b>	Core, Standard 1, objective 2b, 2e, 3a, 3c, 3d, 3e  Integrated Core, Standards 1-6	<ul style="list-style-type: none"> <li>• sing Rounds to create Harmony.</li> <li>• recognize a beat map.</li> <li>• recognize syncopation.</li> <li>• identify a lullaby</li> </ul>	Ragtime/Jazz Harmony Electronic instruments	Ragtime/Jazz Harmony Rounds Contemporary Electronic Syncopation Improvisation Lullaby	Feb. 1 - Feb. 26 (4 weeks) K - 1st Lesson Plans -  Lesson Plan 21 - Melody/Harmony #6 Lesson Plan 22 - Rhythm #6 Lesson Plan 23 - Style/Genres #6 Lesson Plan 24 - Expression #6
<b>2nd/3rd</b>	Standard 1: Singing Standard 2: Playing Standard 3: Creating Standard 4: Listening	<ul style="list-style-type: none"> <li>• sing Harmony.</li> <li>• recognize electronic instruments.</li> <li>• take rhythmic dictation.</li> <li>• define improvisation.</li> <li>• understand the differences between Ragtime and Jazz.</li> <li>• explain syncopation.</li> </ul>	Ragtime/Jazz Harmony Electronic instruments	Ragtime/Jazz Harmony Rounds Contemporary Electronic Syncopation Improvisation Lullaby Lyrics Crescendo	Feb. 1 - Feb. 26 (4 weeks) 2nd - 3rd Lesson Plans -  Lesson Plan 21 - Melody/Harmony #6 Lesson Plan 22 - Rhythm #6 Lesson Plan 23 - Style/Genres #6 Lesson Plan 24 - Expression #6
<b>4th/5th</b>	Standard 1: Singing Standard 2: Playing Standard 3: Creating Standard 4: Listening	<ul style="list-style-type: none"> <li>• sing Harmony.</li> <li>• recognize electronic instruments.</li> <li>• take rhythmic dictation.</li> <li>• define improvisation.</li> <li>• understand the differences between Ragtime and Jazz.</li> <li>• explain syncopation.</li> <li>• perform a Maori stick game.</li> </ul>	Ragtime/Jazz Harmony Electronic instruments	Ragtime/Jazz Harmony Rounds Contemporary Electronic Syncopation Improvisation Lullaby Lyrics Crescendo Haka	Feb. 1 - Feb. 26 (4 weeks) 4th - 5th Lesson Plans -  Lesson Plan 21 - Melody/Harmony #6 Lesson Plan 22 - Rhythm #6 Lesson Plan 23 - Style/Genres #6 Lesson Plan 24 - Expression #6

Brain




# Music

Monthly Planner  
February

	Week 1	Week 2	Week 3	Week 4	Notes
K/1st					
2nd/3rd					
4th/5th					

Brain




# Music

Month-at-a-Glance  
March

	Standard	I Can . . .	Theme	Vocabulary	Available Lesson Plan
<b>K/1st</b>	Core, Standard 1, objective 2b, 2e, 3a, 3c, 3d, 3e  Integrated Core, Standards 1-6	<ul style="list-style-type: none"> <li>recognize the difference between Major/minor.</li> <li>recognize the sound of a split beat.</li> <li>identify the instruments of the orchestra.</li> <li>tell the difference between staccato and legato.</li> </ul>	Impressionist Major/Minor tonality Symphony Orchestras	Impressionist Major Minor Orchestrator Staccato Legato Solfege Atonal Contemporary	Feb. 29 - April 1 (5 weeks) K - 1st grade Lessons Plans -  Lesson Plan 25 - Melody/Harmony #7 Lesson Plan 26 - Rhythm #7 Lesson Plan 27 - Style/Genres #7 Lesson Plan 28 - Expression #7 Lesson Plan 29 - Melody/Harmony #8
<b>2nd/3rd</b>	Standard 1: Singing Standard 2: Playing Standard 3: Creating Standard 4: Listening	<ul style="list-style-type: none"> <li>sing using solfege.</li> <li>recognize the difference between Major/minor.</li> <li>identify the instruments of the orchestra.</li> <li>understand feelings in music.</li> <li>tell the difference between staccato and legato.</li> </ul>	Impressionist Major/Minor tonality Symphony Orchestras	Impressionist Major Minor Orchestrator Allusion Staccato Legato Solfege Atonal Chromaticism Contemporary	Feb. 29 - April 1 (5 weeks) 2nd - 3rd grade Lessons Plans -  Lesson Plan 25 - Melody/Harmony #7 Lesson Plan 26 - Rhythm #7 Lesson Plan 27 - Style/Genres #7 Lesson Plan 28 - Expression #7 Lesson Plan 29 - Melody/Harmony #8
<b>4th/5th</b>	Standard 1: Singing Standard 2: Playing Standard 3: Creating Standard 4: Listening	<ul style="list-style-type: none"> <li>sing using solfege.</li> <li>recognize the difference between Major/minor.</li> <li>identify the instruments of the orchestra.</li> <li>understand feelings in music.</li> <li>tell the difference between staccato and legato.</li> <li>sing a minor scale using solfege.</li> </ul>	Impressionist Major/Minor tonality Symphony Orchestras	Impressionist Major Minor Orchestrator Allusion Staccato Legato Solfege Atonal Time signature Chromaticism Contemporary	Feb. 29 - April 1 (5 weeks) 4th - 5th grade Lessons Plans -  Lesson Plan 25 - Melody/Harmony #7 Lesson Plan 26 - Rhythm #7 Lesson Plan 27 - Style/Genres #7 Lesson Plan 28 - Expression #7 Lesson Plan 29 - Melody/Harmony #8

Brain




# Music

Monthly Planner  
March

	Week 1	Week 2	Week 3	Week 4	Notes
K/1st					
2nd/3rd					
4th/5th					

Brain




# Music

Month-at-a-Glance  
April

	Standard	I Can . . .	Theme	Vocabulary	Available Lesson Plan
<b>K/1st</b>	Core, Standard 1, objective 2b, 2e, 3a, 3c, 3d, 3e  Integrated Core, Standards 1-6	<ul style="list-style-type: none"> <li>learn about Spirituals and Folk music.</li> <li>recognize American Patriotic music.</li> <li>understand about our national anthem.</li> </ul>	Folk music Spirituals Blues Patriotic music Beat sets	Folk music Spirituals Blues Atonal Patriotic Anthem	April 11 - April 29 (3 weeks) K - 1st grade Lesson Plans -  Lesson Plan 30 - Rhythm #8 Lesson Plan 31 - Style/Genres #8 Lesson Plan 32 - Expression #8
<b>2nd/3rd</b>	Standard 1: Singing Standard 2: Playing Standard 3: Creating Standard 4: Listening	<ul style="list-style-type: none"> <li>learn about Spirituals and Folk music.</li> <li>recognize American Patriotic music.</li> <li>understand about our national anthem.</li> </ul>	Folk music Spirituals Blues Patriotic music Beat sets	Folk music Spirituals Blues Atonal Patriotic Anthem	April 11 - April 29 (3 weeks) 2nd - 3rd grade Lesson Plans -  Lesson Plan 30 - Rhythm #8 Lesson Plan 31 - Style/Genres #8 Lesson Plan 32 - Expression #8
<b>4th/5th</b>	Standard 1: Singing Standard 2: Playing Standard 3: Creating Standard 4: Listening	<ul style="list-style-type: none"> <li>learn about Spirituals and Folk music.</li> <li>recognize American Patriotic music.</li> <li>understand about our national anthem.</li> <li>tell the difference between duple and triple meter.</li> </ul>	Folk music Spirituals Blues Patriotic music Beat sets Duple/Triple meter	16th notes Triplets Measure (bar) lines Duple meter Triple meter Folk music Spirituals Blues Atonal Patriotic Anthem Dissonance	April 11 - April 29 (3 weeks) 4th - 5th grade Lesson Plans -  Lesson Plan 30 - Rhythm #8 Lesson Plan 31 - Style/Genres #8 Lesson Plan 32 - Expression #8



Brain




# Music

Monthly Planner  
April

	Week 1	Week 2	Week 3	Week 4	Notes
K/1st					
2nd/3rd					
4th/5th					

Brain




# Music

Month-at-a-Glance

May

	Standard	I Can . . .	Theme	Vocabulary	Available Lesson Plan
<b>K/1st</b>	Core, Standard 1, objective 2b, 2e, 3a, 3c, 3d, 3e  Integrated Core, Standards 1-6	<ul style="list-style-type: none"> <li>• sing a Major scale using solfege.</li> <li>• recognize the various instruments.</li> <li>• learn about the voice as an instrument.</li> <li>• understand the difference genres of vocal stage music.</li> <li>• review the concepts learned this school year.</li> <li>•</li> </ul>	Vocal Music Opera Oratorio Operetta Musical Theatre	Vocal Music Opera Oratorio Operetta Musical Theatre	May 2 - June 3 (5 weeks) K - 1st grade Lesson Plans -  Lesson Plan 33 - Melody/Harmony #9 Lesson Plan 34 - Style/Genres #9 Week 3 & 4 - Catch up/Review
<b>2nd/3rd</b>	Standard 1: Singing Standard 2: Playing Standard 3: Creating Standard 4: Listening	<ul style="list-style-type: none"> <li>• sing a Major scale using solfege.</li> <li>• understand the difference genres of vocal stage music.</li> <li>• review the concepts learned this school year.</li> <li>• learn about the voice as an instrument.</li> </ul>	Vocal Music Opera Oratorio Operetta Musical Theatre	Vocal Music Opera Oratorio Operetta Musical Theatre	May 2 - June 3 (5 weeks) 2nd - 3rd grade Lesson Plans -  Lesson Plan 33 - Melody/Harmony #9 Lesson Plan 34 - Style/Genres #9 Week 3 & 4 - Catch up/Review
<b>4th/5th</b>	Standard 1: Singing Standard 2: Playing Standard 3: Creating Standard 4: Listening	<ul style="list-style-type: none"> <li>• sing a Major/minor scale using solfege.</li> <li>• understand the difference genres of vocal stage music.</li> <li>• review the concepts learned this school year.</li> <li>• learn about the voice as an instrument.</li> </ul>	Vocal Music Opera Oratorio Operetta Musical Theatre	Vocal Music Opera Oratorio Operetta Musical Theatre	May 2 - June 3 (5 weeks) 4th - 5th grade Lesson Plans -  Lesson Plan 33 - Melody/Harmony #9 Lesson Plan 34 - Style/Genres #9 Week 3 & 4 - Catch up/Review

Brain



# Music

Monthly Planner  
May

	Week 1	Week 2	Week 3	Week 4	Notes
K/1st					
2nd/3rd					
4th/5th					